

Resin Joints

Application

Characteristics

Joint Features & Benefits



Low Voltage Afumex LSOH Cable Joints

- > For use with all Afumex, LSOH and LSF cables
- > Prysmian offer a wide range of non-halogenated Afumex cable accessories for fire hazard applications
- > Prysmian Components has been the market leader in this field for many years, and has provided cable accessories for many major projects including:
 - Channel Tunnel
 - Singapore metro
 - London Underground's Jubilee Line
 - Hong Kong International Airport
- > The joint shell material is a fire retardant, rigid thermo setting glass reinforced phenolic which is secured by steel clips
- > Suitable for copper and aluminium conductors
- > Armour bonds included
- > Joints comply with the LV jointing standards BS EN 50393 & ENA ER C81
- > Joints comply with the Low smoke and acid gas emissions requirements of BS6724

Low Voltage Afumex LSOH Cable Joints

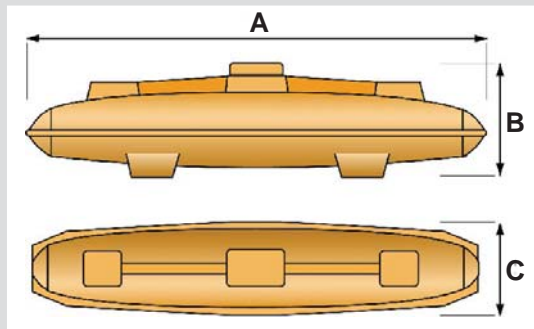
Selection Information

Tests on complete joints to BS6724, using the methods described in IEC 1034, have shown that the smoke emission value A_0 is significantly lower than the permitted maximum of 1.5

Property	Joint Component Characteristics		
	Test Method	Shell GF Phenolic	Resin Filled Acrylic
Oxygen Index	BS2782 Pt.1 Mth.141	>70	>26
Temperature index	BS2782 Pt.1 Mth.143	>350°C	-
Heat Distortion Temp.	BS2782 Pt.1 Mth.121A	>150°C	-
Toxic Gas Emission	-	Nil	Nil
Smoke Emission	BS6724	$A_0 < 1.5$	-

Straight joint

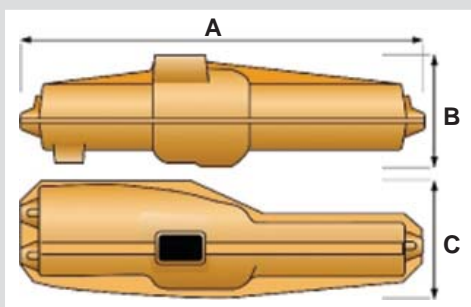
Straight Joint Ref.	Shell Dimensions		
	A	B	C
ZHMPJ2	300mm	85mm	70mm
ZHMPJ3	405mm	100mm	80mm
ZHMPJ4	430mm	110mm	90mm
ZHMPJ5	560mm	160mm	130mm
ZHMPJ6	740mm	180mm	145mm
ZHMPJ7	870mm	190mm	145mm
ZHMPJ8	1015mm	205mm	180mm



Nominal area of Conductor	600/1000V Afumex Straight Joints			
	Two Core Ref.	Three Core Ref.	Four Core Ref.	Connector Ref.
4mm ²	ZHMP J2	ZHMP J2	ZHMP J2	BE-YS
6mm ²	ZHMP J2	ZHMP J2	ZHMP J2	BT6CS
10mm ²	ZHMP J2	ZHMP J2	ZHMP J2	BT10CS
16mm ²	ZHMP J2	ZHMP J3	ZHMP J3	BT16CS
25mm ²	ZHMP J2	ZHMP J3	ZHMP J4	BT25CS
35mm ²	ZHMP J3	ZHMP J4	ZHMP J4	BT35CS
50mm ²	ZHMP J3	ZHMP J5	ZHMP J5	BT50CS
70mm ²	ZHMP J4	ZHMP J5	ZHMP J5	BT70CS
95mm ²	ZHMP J4	ZHMP J5	ZHMP J5	BT95CS
120mm ²	ZHMP J5	ZHMP J6	ZHMP J6	BT120CS
150mm ²	ZHMP J5	ZHMP J6	ZHMP J6	BT150CS
185mm ²	ZHMP J5	ZHMP J6	ZHMP J6	BT185CS
240mm ²	ZHMP J6	ZHMP J7	ZHMP J7	BT240CS
300mm ²	ZHMP J6	ZHMP J7	ZHMP J7	BT300CS
400mm ²	-	-	ZHMP J8	BT400CS

Branch Joint

Branch Joint Ref.	Shell Dimensions		
	A	B	C
ZHMB1	420mm	150mm	150mm
ZHMB2	520mm	195mm	180mm




Nominal area of conductor	600/1000V Afumex Branch joints		
	Two Core Ref.	Three Core Ref.	Four Core Ref.
10mm ²	ZHMB1	ZHMB1	ZHMB1
16mm ²	ZHMB1	ZHMB1	ZHMB2
25mm ²	ZHMB1	ZHMB1	ZHMB2
35mm ²	ZHMB1	ZHMB2	ZHMB2
50mm ²	ZHMB2	ZHMB2	ZHMB2

Compression Connector (copper only)



Single Service Connector



Notes:

- > For mechanical connectors see leaflet LV Mechanical Connectors
- > Connectors are sold separately
- > Armour bonds are included

Mechanical Straight Connector



Mechanical Branch Connector

