


# Resin Joints

## Application

## Characteristics



## Joint Features & Benefits

## Resin Features & Benefits



# Low Voltage Universal Cable Jointing Kits (Straight & Branch)

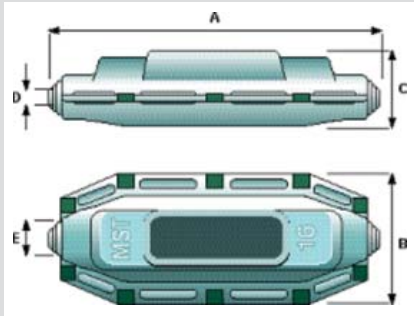
- > For copper and aluminium conductors, including lightweight, easy flow resin.
- > Prysmian's cast resin Universal Straight (MST) and Branch (MBR) cable joints are the ideal method for joining today's polymeric industrial cables.
- > The Low Voltage Cable Jointing Kits are designed around transparent vacuum moulded shells which offer the installer greater working dimensions, plus a specially designed flange sealing system.
- > Lightweight two part easy flow Polyurethane Resin is provided as standard, suitably packed in a foil-laminated sachet offering a completely enclosed Resin Mixing System.
- > Suitable for both copper and aluminium conductors
- > Large, transparent, high impact resistant shells
- > Large internal working space
- > Simple precision flange sealing system
- > Armour bonds included
- > Tested and approved to BS EN 50393 & ENA ER C81
- > "Twin Pack" totally enclosed mixing
- > Enhanced adhesion to XLPE and PVC
- > Improved flow characteristics
- > 40% reduction in weight
- > Easier mixing

# Low Voltage Universal Cable Jointing Kits

## Selection Information

> Selection information for Low Voltage Straight and Branch Joints on 600/1000 Volt polymeric insulation, aluminium or copper conductors, SWA cables to BS6346, BS5467 and IEC 502.

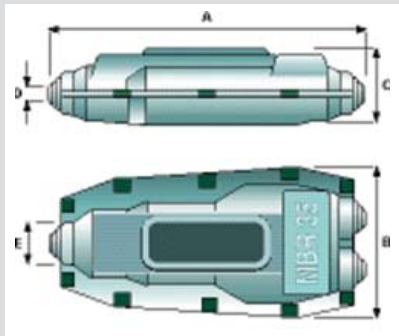
“MST” Straight Through Joints for Armoured Cables



Joint Ref.	Shell Dimensions				
	A	B	C	Min. Box entry Ø 'D'	Max. Box entry Ø 'E'
MST6	240	115	75	12	22
MST16	310	125	85	20	35
MST35	390	130	100	24	40
MST95	620	160	130	27	51
MST185	795	230	205	40	65
MST300	950	240	210	55	80

Nominal Area of Conductor	Straight Joints		
	Two Core Ref.	Three Core Ref.	Four Core Ref.
1.5mm <sup>2</sup>	MST6	MST6	MST6
2.5mm <sup>2</sup>	MST6	MST6	MST6
4mm <sup>2</sup>	MST6	MST6	MST6
6mm <sup>2</sup>	MST6	MST6	MST6
10mm <sup>2</sup>	MST6	MST16	MST16
16mm <sup>2</sup>	MST16	MST16	MST16
25mm <sup>2</sup>	MST16	MST16	MST35
35mm <sup>2</sup>	MST35	MST35	MST35
50mm <sup>2</sup>	MST95	MST95	MST95
70mm <sup>2</sup>	MST95	MST95	MST95
95mm <sup>2</sup>	MST95	MST95	MST95
120mm <sup>2</sup>	MST185	MST185	MST185
150mm <sup>2</sup>	MST185	MST185	MST185
185mm <sup>2</sup>	MST185	MST185	MST185
240mm <sup>2</sup>	MST300	MST300	MST300
300mm <sup>2</sup>	MST300	MST300	MST300

“MBR” Branch Joints for Armoured Cables



Joint Ref.	Shell Dimensions				
	A	B	C	Min. Box entry Ø 'D'	Max. Box entry Ø 'E'
MBR6	240	125	75	12	22
MBR16	345	160	95	20	35
MBR35	435	175	100	24	40
MBR95	650	210	190	27	51
MBR185	870	250	230	40	65
MBR300	1020	300	310	55	80

Nominal Area of Conductor	Branch Joints		
	Two Core Ref.	Three Core Ref.	Four Core Ref.
1.5mm <sup>2</sup>	MBR6	MBR6	MBR6
2.5mm <sup>2</sup>	MBR6	MBR6	MBR6
4mm <sup>2</sup>	MBR6	MBR6	MBR6
6mm <sup>2</sup>	MBR6	MBR6	MBR6
10mm <sup>2</sup>	MBR6	MBR16	MBR16
16mm <sup>2</sup>	MBR16	MBR16	MBR16
25mm <sup>2</sup>	MBR16	MBR16	MBR35
35mm <sup>2</sup>	MBR35	MBR35	MBR35
50mm <sup>2</sup>	MBR95	MBR95	MBR95
70mm <sup>2</sup>	MBR95	MBR95	MBR95
95mm <sup>2</sup>	MBR95	MBR95	MBR95
120mm <sup>2</sup>	MBR185	MBR185	MBR185
150mm <sup>2</sup>	MBR185	MBR185	MBR185
185mm <sup>2</sup>	MBR185	MBR185	MBR185
240mm <sup>2</sup>	MBR300	MBR300	MBR300
300mm <sup>2</sup>	MBR300	MBR300	MBR300

Compression Connector (copper only)



Mechanical Straight Connector

Single Service Connector



Mechanical Branch Connector

Notes:

- > For mechanical connectors see leaflet LV Mechanical Connectors
- > Connectors are sold separately
- > Armour Bonds are included